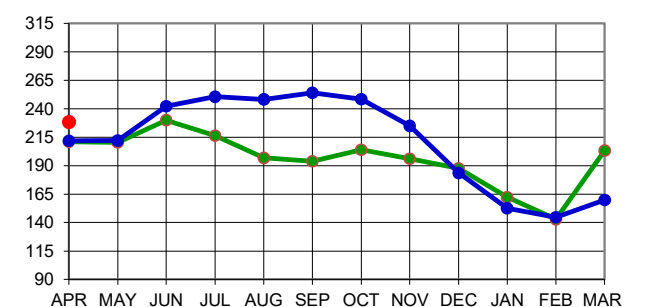


North India - CTC Leaf & Dust

Months	2026/27	2025/26	26 vs 25	2024/25	26 vs 24
APR	228.33	211.10	17.23	211.91	16.42
MAY		210.52		212.11	
JUN		230.03		242.39	
JUL		216.50		250.47	
AUG		196.78		248.17	
SEP		193.79		254.06	
OCT		204.03		248.46	
NOV		196.22		224.91	
DEC		187.60		183.59	
JAN		162.37		152.62	
FEB		142.95		144.69	
MAR		203.40		159.87	
April	228.33	211.10	17.23	211.91	16.42

Dust : Excluding Orthodox Dust

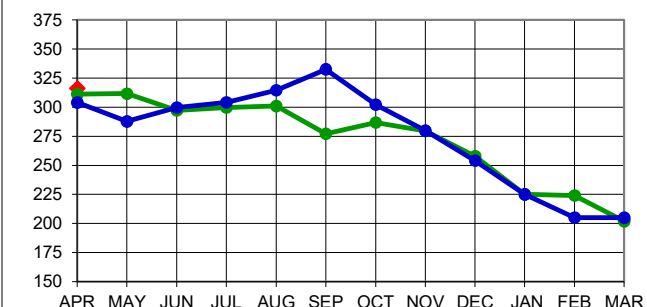
CTC LEAF & DUST N.I. AUCTION AVERAGE



North India - Orthodox Leaf

Months	2026/27	2025/26	26 vs 25	2024/25	26 vs 24
APR	316.28	311.30	4.98	303.93	12.35
MAY		311.79		287.69	
JUN		297.24		299.80	
JUL		299.77		304.22	
AUG		301.03		314.61	
SEP		277.10		332.59	
OCT		286.79		302.23	
NOV		279.66		279.92	
DEC		258.06		254.20	
JAN		225.00		225.13	
FEB		224.18		205.14	
MAR		202.08		205.08	
April	316.28	311.30	4.98	303.93	12.35

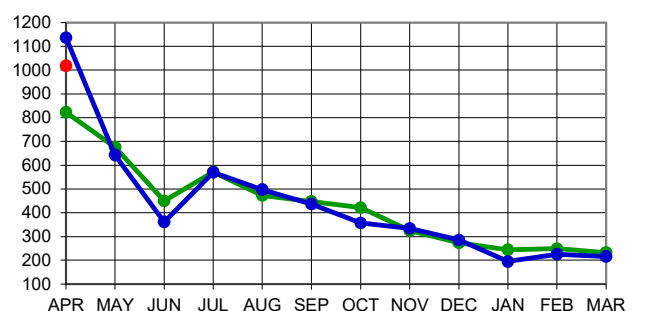
ORTHODOX LEAF N.I. AUCTION AVERAGE



Darjeeling Leaf

Months	2026/27	2025/26	26 vs 25	2024/25	26 vs 24
APR	1017.78	822.49	195.29	1136.32	-118.54
MAY		676.24		643.20	
JUN		450.20		361.23	
JUL		570.74		569.62	
AUG		473.40		496.89	
SEP		448.17		437.16	
OCT		420.75		356.69	
NOV		325.06		333.80	
DEC		273.01		285.33	
JAN		245.22		195.45	
FEB		248.61		226.14	
MAR		232.77		216.11	
April	1017.78	822.49	195.29	1136.32	-118.54

DARJEELING LEAF AUCTION AVERAGES



(*Subject to minor revision)