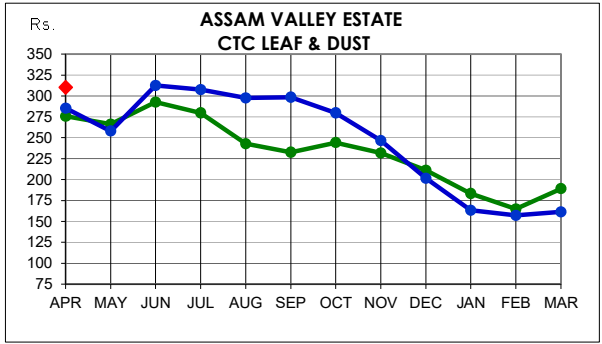


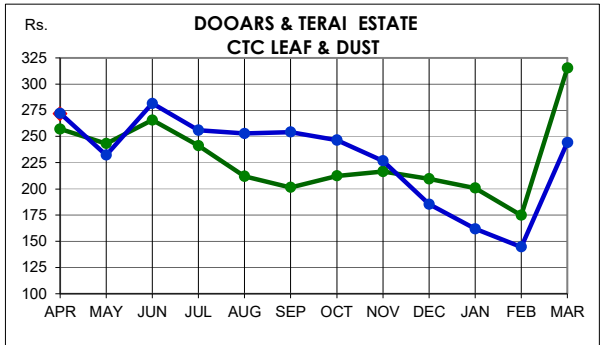
North India-Assam Valley - CTC Leaf & Dust Estate

Months	2026/27	2025/26	26 vs 25	2024/25	26 vs 24
APR	310.02	275.79	34.23	285.33	24.70
MAY		266.49		258.23	
JUN		292.78		312.75	
JUL		279.80		307.61	
AUG		243.07		297.75	
SEP		232.87		298.57	
OCT		244.22		279.81	
NOV		231.85		246.86	
DEC		211.41		201.67	
JAN		183.39		163.43	
FEB		165.04		157.19	
MAR		189.29		161.36	
April	310.02	275.79	34.23	285.33	24.70



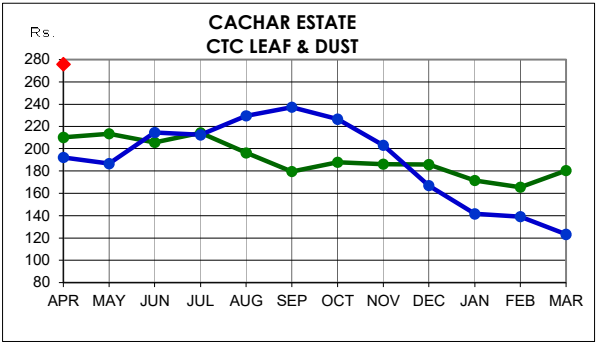
North India-Doors & Terai - CTC Leaf & Dust Estate

Months	2026/27	2025/26	26 vs 25	2024/25	26 vs 24
APR	271.56	257.10	14.46	272.02	-0.46
MAY		243.14		232.18	
JUN		265.72		281.49	
JUL		241.23		255.98	
AUG		211.95		252.81	
SEP		201.43		254.23	
OCT		212.53		246.44	
NOV		216.71		226.76	
DEC		209.59		185.28	
JAN		200.87		161.85	
FEB		174.74		144.59	
MAR		315.29		244.37	
April	271.56	257.10	14.46	272.02	-0.46



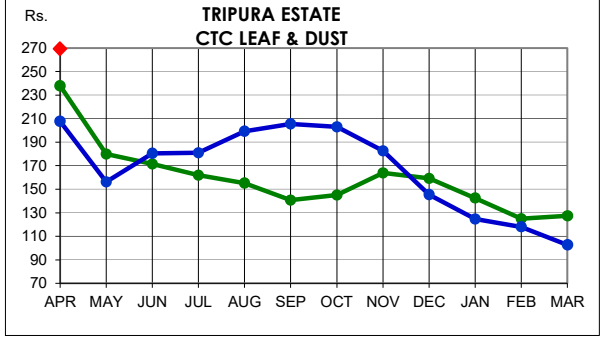
North India-Cachar - CTC Leaf & Dust Estate

Months	2026/27	2025/26	26 vs 25	2024/25	26 vs 24
APR	275.87	210.13	65.74	192.24	83.63
MAY		213.55		186.66	
JUN		205.70		214.51	
JUL		214.32		212.44	
AUG		196.38		229.55	
SEP		179.51		237.22	
OCT		187.87		226.50	
NOV		186.29		203.12	
DEC		185.74		166.93	
JAN		171.61		141.58	
FEB		165.56		139.15	
MAR		180.45		123.22	
April	275.87	210.13	65.74	192.24	83.63



North India-TRIPURA - CTC Leaf & Dust Estate

Months	2026/27	2025/26	26 vs 25	2024/25	26 vs 24
APR	269.34	237.77	31.57	207.75	61.59
MAY		179.93		156.19	
JUN		171.48		180.39	
JUL		161.86		180.86	
AUG		155.09		199.16	
SEP		140.61		205.47	
OCT		144.94		202.91	
NOV		163.78		182.64	
DEC		159.02		145.39	
JAN		142.53		124.70	
FEB		124.88		117.92	
MAR		127.31		102.71	
April	269.34	237.77	31.57	207.75	61.59



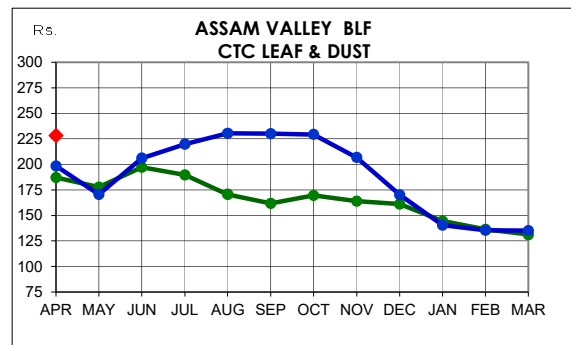
Dust : Excluding Orthodox Dust

North India-Assam Valley - CTC Leaf & Dust

BLF

Months	2026/27	2025/26	26 vs 25	2024/25	26 vs 24
APR	228.19	187.11	41.08	198.34	29.85
MAY		177.69		170.72	
JUN		197.15		206.06	
JUL		189.66		219.85	
AUG		170.77		230.42	
SEP		161.86		230.09	
OCT		169.57		229.35	
NOV		163.97		206.76	
DEC		161.21		170.20	
JAN		144.41		140.53	
FEB		136.28		135.56	
MAR		131.28		135.06	
April	228.19	187.11	41.08	198.34	29.85

Dust : Excluding Orthodox Dust



North India-Dooars & Terai - CTC Leaf & Dust

BLF

Months	2026/27	2025/26	26 vs 25	2024/25	26 vs 24
APR	147.89	134.53	13.36	130.73	17.16
MAY		129.45		133.57	
JUN		122.54		143.26	
JUL		115.00		148.50	
AUG		110.99		169.86	
SEP		112.92		185.50	
OCT		122.32		194.81	
NOV		126.61		169.34	
DEC		130.57		147.82	
JAN		124.17		131.03	
FEB		121.55		128.30	
MAR		134.26		131.61	
April	147.89	134.53	13.36	130.73	17.16

Dust : Excluding Orthodox Dust

